

ELECTROGEN™ ELECTRON GENERATOR ARRAYS

- Uniform, High Density Electron Flux
- “Cold” Ionization Source
- Excellent Stability
- Custom Shapes and Sizes
- Low Maintenance
- Fine Emission Control
- Applications Support

BURLE's patented ELECTROGEN™ Electron Generator Arrays (EGAs) consist of millions of precision glass tubes fused together to produce a uniform and mechanically rigid structure. They are processed such that, when a voltage is applied across the thickness, each pore produces a beam of electrons. With each of the millions of pores producing electron, the resultant electron flux is extremely uniform and dense.

An EGA does not require any warm-up time, and will not burn out. No heat-up and stabilization period is required. EGAs require much less maintenance than filament sources while providing much higher current densities. EGAs are available with emission areas in a variety of shapes and sizes from 4 to 150 mm diameter.


In mass spectrometry applications, EGAs can be used as the electron source in electron impact ionization sources. This new technology has the advantage of performing as a cold ionization source. In conventional sources the heat from the filament often causes pyrolytic effects. Pyrolytic effects occur when the heat generated by the filament chemically changes the unknown substances to be identified. Once ionized, this altered substance does not produce an ion representing the original substance. The use of a cold electron source eliminates this concern.

Flux Density

Typically, a single EGA will produce an electron flux density exceeding 1.0×10^{-10} A/cm². By using a Chevron™ or Z-Stack configuration, current densities up to as 2.0×10^{-5} A/cm² can be reached. The flux density is uniform to within 10% across the entire emission area.

Stability

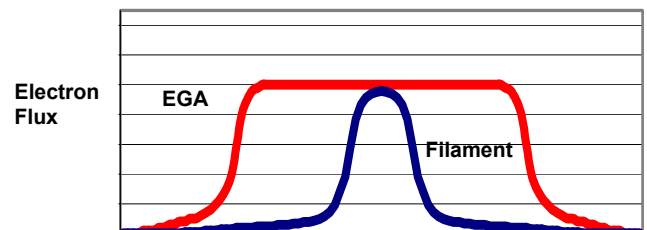
The BURLE ELECTROGEN™ will provide exceptional stability over its lifetime when properly degassed.



Upon application of the bias voltage, the EGA will provide virtually instantaneous, rock solid electron flux. The output will vary less than 1% in 24 hours and will drift less than 10% after 40 coulombs/cm² of extracted charge.

EGA Assemblies

The BURLE EGA can be provided in an easy to use assembly. A standard configuration consists of Electron Generator Plates assembled in single, Chevron™, or Z-stack assemblies mounted in stainless steel hardware with mounting holes and electrical connection terminals. Sizes range from 4 to 150 mm diameter. Custom sizes are also available. These assemblies are available with optional output grids for electron energy discrimination.



BURLE EGAs provide a uniform electron flux over a wider area than conventional filament sources.

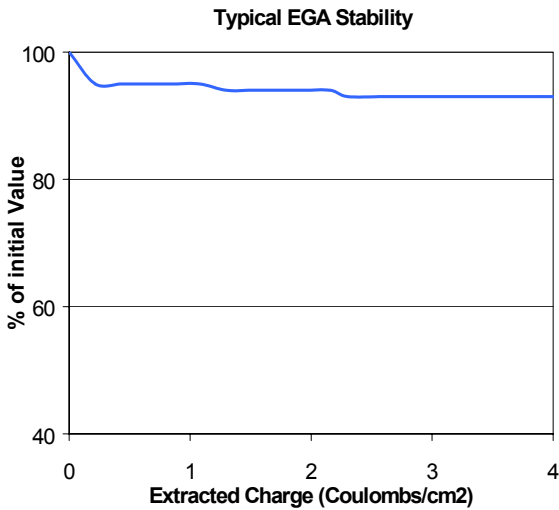
Applications

- Electron Impact Ionization Sources
- Fluorescent Display Screens
- Electron Scrub Sources
- Sample Discharge for SEMs



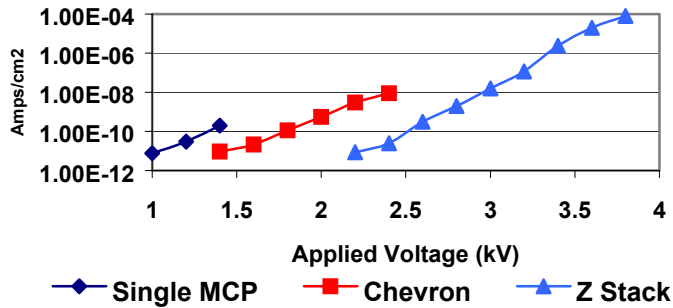
ELECTROGEN™ ELECTRON GENERATOR ARRAYS

SPECIFICATIONS	
Application:	Mass Spectrometry, Residual Gas Analysis, Fluorescent Displays, Scrub Sources
Operating Temperature Range:	-50° to 100 °C (Configurations available to 300 °C)
Bake Out Temperature (maximum)	350 °C
Operating Pressure (maximum)	1.0×10^{-4} torr
Electron Flux Density (Chevron™) at 2400 V (minimum)	1.0×10^{-6} A/cm ²
Operating Voltage (Chevron™)	1800 - 3800 VDC
Electron Flux Uniformity	± 10% across the active area



ELECTROGEN™ Assemblies Can Be Supplied With Mounting Hardware And Electrical Contact Tabs.

Typical Electron Generator Array Emission Current



The information furnished is believed to be accurate and reliable, but is not guaranteed and is subject to change without notice. No liability is assumed by BURLE INDUSTRIES for its use. Performance data represents typical characteristics and not specifications as actual, individual product performance may vary. Customers should verify that they have the most current BURLE product information before placing orders, and should independently test and evaluate BURLE products for their intended use. No claims or warranties are made as to the application of BURLE products or their suitability or fitness for any particular purpose. This document may not be reproduced, in whole or in part, without the prior written consent of BURLE INDUSTRIES.

Chevron™ and ELECTROGEN™ are trademarks of BURLE INDUSTRIES. All other trademarks are the property of their respective owners.

Copyright 2004 by BURLE Technologies, Inc. All rights reserved.

BURLE® and BURLE INDUSTRIES® are registered trademarks of BURLE Technologies, Inc. Marca(s) Registrada(s). Printed in the U.S.A.

For additional information in the U.S.A. and Canada, telephone +1-800-648-1800 and for international calls, use +1-508-347-4000, or FAX request to +1-508-347-3849. BURLE Electro-Optics, Inc., Sturbridge Business Park, P.O. Box 1159, Sturbridge, MA 01566-1159 USA